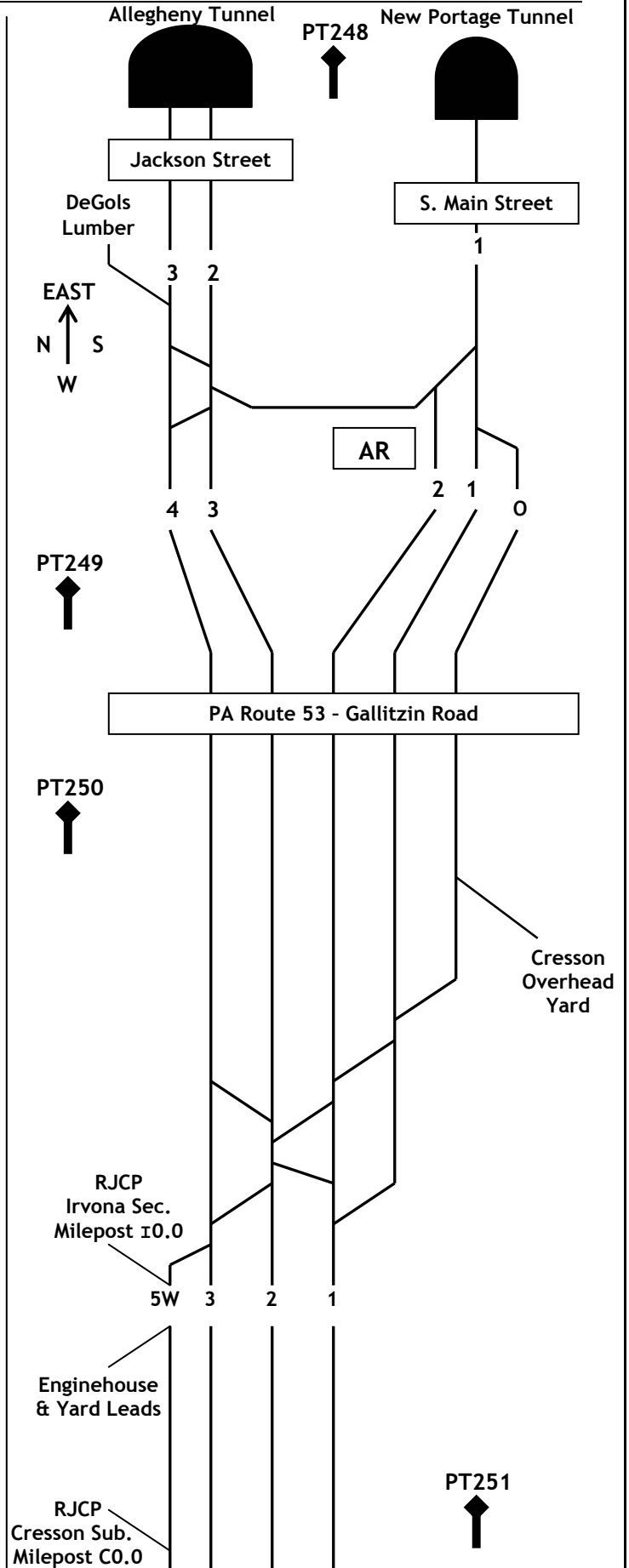


# NS West Slope / Pittsburgh Line Railfan Timetable

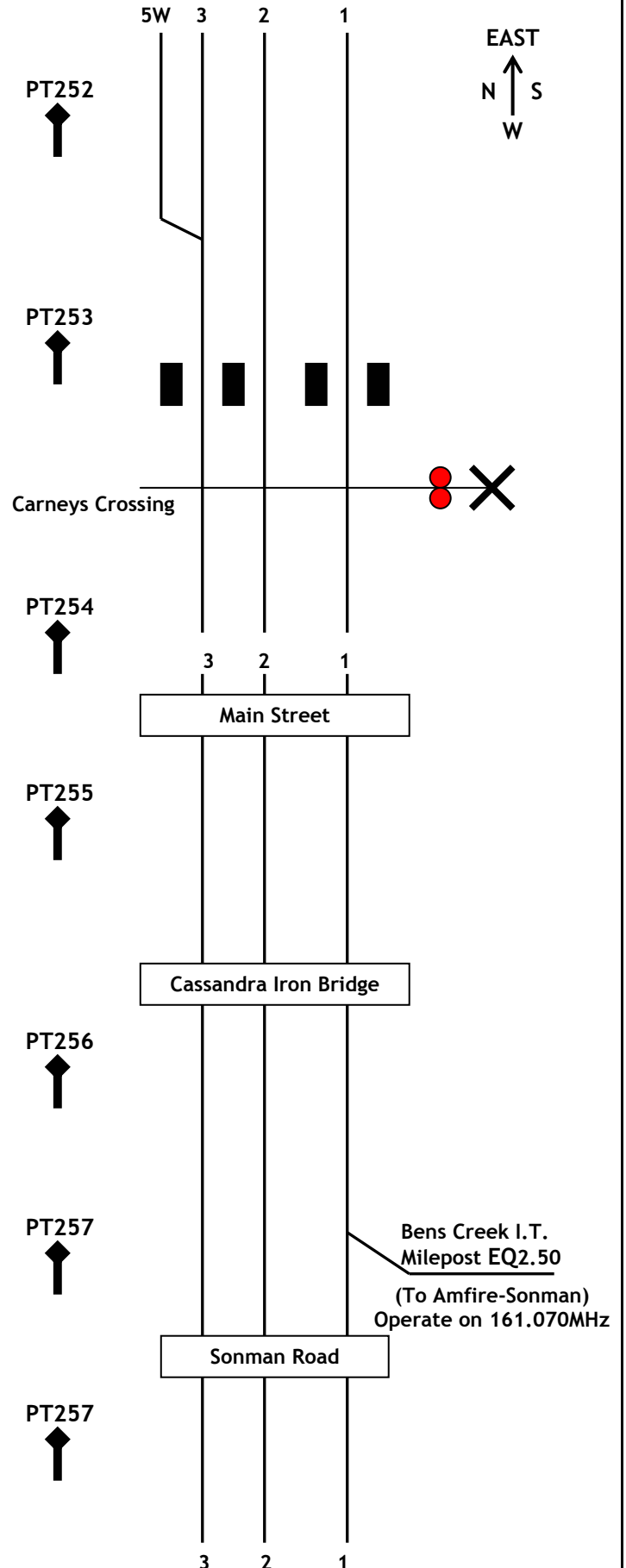
**PITTSBURGH EAST DISPATCHER - 160.800MHz (46/46)**

<b>Gallitzin</b> Summit of the Alleghenies, 2300ft (2.25% EB / 1.15% WB)	<b>PT248.1</b>
Jackson Street (Overpass, Main 2 & 3)	PT248.19
South Main Street (Overpass, Main 1)	PT248.20
DeGols Lumber Switch	PT248.25
CP-UN (Tunnel)(Main 2 & 3)	PT248.4
CP-AR (Allegheny Ridge)(Main 1 & O)	PT248.4
PA Route 53 (Overpass, Main 1/2/3/4/O) Automatic Signal 2494	PT249.4 PT249.4
Helmans Curve	PT249.9
Cresson Overhead Yard Lead	PT250.2
CP-MO (Mountain)	PT250.5
Jct. RJCP, Irvona Secondary (MP $\pm$ 0.0)	PT250.65
Enginehouse & RJCP Yard Leads	PT250.67
Jct. RJCP, Cresson Subdivision (MP C0.0)	PT250.9
Cresson	PT251.0



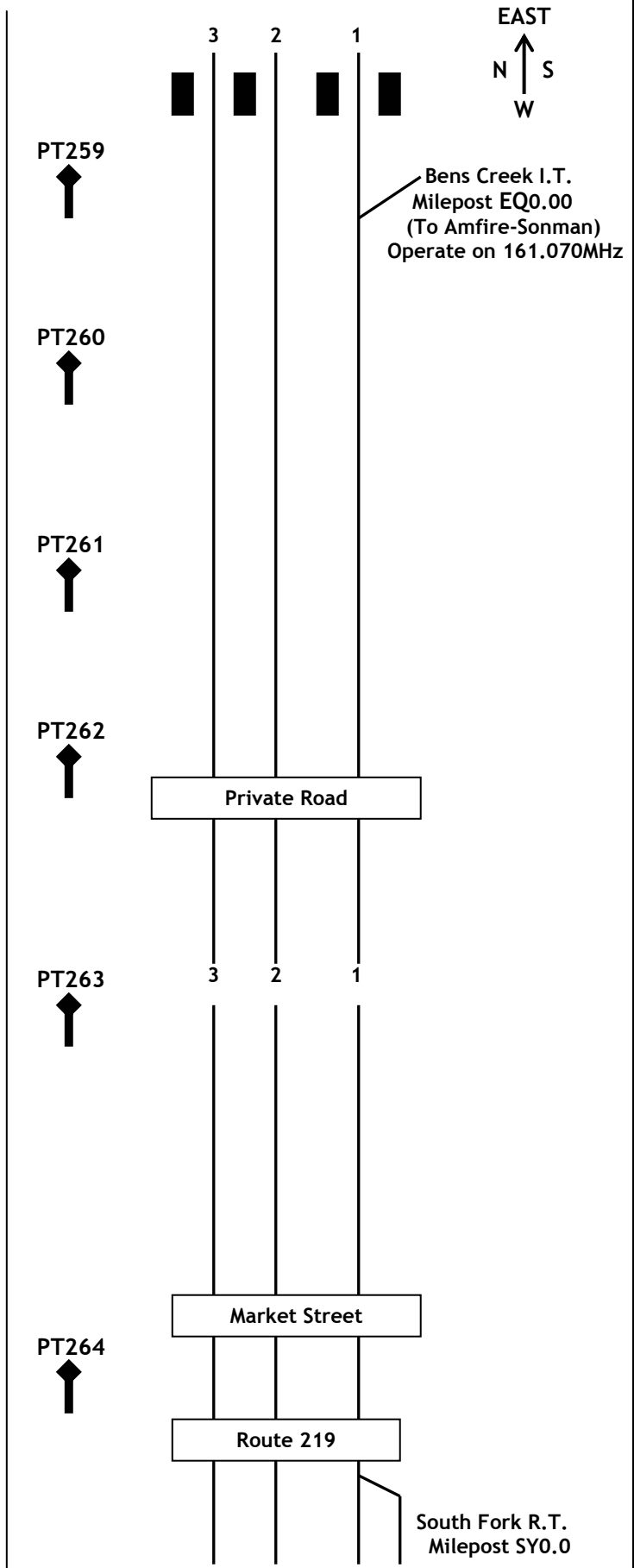
## NS West Slope / Pittsburgh Line Railfan Timetable

Cresson Curve	PT251.7
U.S. Route 22 (Overhead, All Tracks)	PT252.06
5 West Switch	PT252.2
Automatic Signal 2526 (Spider Run)	PT252.58
HBD-DED-HWD (Main 1)(Lilly) HBD-DED (Main 2 & 3)(Lilly)	PT253.1
Carneys Crossing (Grade Crossing)	PT253.3
Risbins Curve	PT253.6
Lilly	PT254.0
Main Street (Overpass, All Tracks)	PT254.15
Automatic Signal 2547 (Lilly) (WB)	PT254.7
Moshannon Curve	PT255.7
Cassandra Iron Bridge (Overpass, All Tracks)	PT255.81
Cassandra Slide Fence Detector (Cassandra)	PT255.9 PT255.9
Automatic Signal 2567 (Bens Creek)(WB) BC (Bens Creek)(Jct. Bens Creek I.T.)	PT256.7 PT256.8
Sonman Road (Overpass, All Tracks) Automatic Signal 2572 (Jamestown)(EB)	PT257.2 PT257.2
Portage	PT258.3

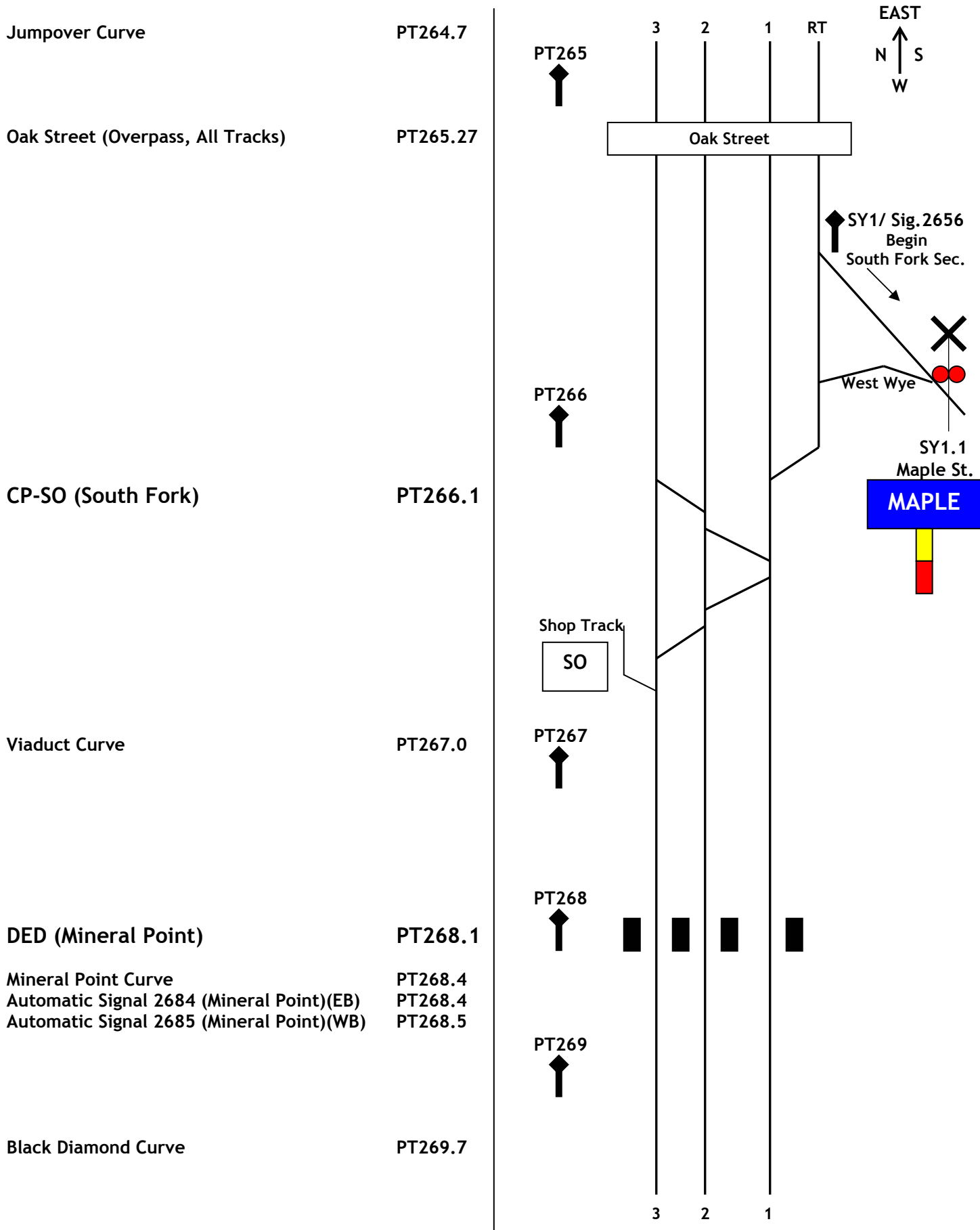


# NS West Slope / Pittsburgh Line Railfan Timetable

<b>DED (Portage)</b>	<b>PT258.8</b>
Portage Curve	PT258.8
Automatic Signal 2588 (Portage)(EB)	PT258.8
Automatic Signal 2589 (Portage)(WB)	PT258.8
<b>NY (Allegheny)</b>	<b>PT259.0</b>
<b>Wilmore</b>	<b>PT260.5</b>
Automatic Signal 2612 (Wilmore)(EB)	PT261.2
Shaffers Curve	PT261.9
Private Road (Overpass, All Tracks)	PT262.07
Automatic Signal 2637 (Summerhill)(WB)	PT263.7
Automatic Signal 2638 (Summerhill)(EB)	PT263.7
Market Street (Overpass, All Tracks)	PT263.87
Summerhill	PT263.9
Ehrenfeld	PT264.3
Route 219 (Overpass, All Tracks)	PT264.44
CP-W (West Summerhill) (Jct. South Fork R.T.)	PT264.6



# NS West Slope / Pittsburgh Line Railfan Timetable



# NS West Slope / Pittsburgh Line Railfan Timetable

